

Mixing ratio for adding pigments to paint and plasters from **A** (deepest) to **C** (lightest):

A	B	C
---	---	---

Casein Marble Paint (art. 105–108), Distemper (art. 118), *Vega* Wallpaint (art. 2105–2108), Claypaint -smooth- (art. 2210–2222)

<b>5 kg of white powder</b> 500 g pigments	<b>5 kg of white powder</b> 175 g pigments	<b>5 kg of white powder</b> 40 g pigments
<b>10 kg of white powder</b> 1 kg pigments	<b>10 kg of white powder</b> 2 x 175 g pigments	<b>10 kg of white powder</b> 75 g pigments
<b>25 kg of white powder</b> 2,5 kg pigments	<b>25 kg of white powder</b> 1 x 500 g pigments 2 x 175 g pigments	<b>25 kg of white powder</b> 175 g pigments

Marble Fibre Render (art. 945–947), Brush- and Roll-on Plaster (art. 165–167), *Vega* Wallpaint -textured- (art. 2165–2167), Lime Wall Finish -smooth- (art. 980–982), Lime Wall Finish -fine- (art. 967–969), Lime Wall Finish (art. 960), *Vega* Fine Render (art. 2945–2947), Claypaint -textured- (art. 2110–2122)

<b>10 kg of white powder</b> 500 g pigments	<b>10 kg of white powder</b> 175 g pigments	<b>10 kg of white powder</b> 40 g pigments
<b>25 kg of white powder</b> 1,25 kg pigments	<b>25 kg of white powder</b> 2 x 175 g pigments 1 x 75 g pigments	<b>25 kg of white powder</b> 85 g pigments

Lime Paint (art. 888), Lime Paint -Textured- (art. 886), GekkkoSOL FINE grain (art. 133), GekkkoSOL COARSE grain (art. 135), GekkkoSOL Paint (art. 142), Lime paint - high texture - (art. 889)

<b>5 l of white paint</b> 500 g pigments	<b>5 l of white paint</b> 175 g pigments	<b>5 l of white paint</b> 40 g pigments
<b>10 l of white paint</b> 1 kg pigments	<b>10 l of white paint</b> 2 x 175 g pigments	<b>10 l of white paint</b> 75 g pigments

The quantities specified above refer to the respective package sizes.

GekkkoSOL products offer a more intense colour; Clay Paints have a slightly less vibrant hue.

**All names of the single pigments are written in german. To avoid misunderstandings please always refer to the code numbers. Variations in colour may occur due to the printing process. Prior to application please refer to the latest product information related to our wallpaints and renders, available at: [www.kreidezeit.de](http://www.kreidezeit.de).**

### Erd- und Mineralpigmente

Zum Abtönen unserer wässrigen Wandfarben, Wandlasuren, Putze und Wachse:

Pigmente zuerst klümpchenfrei mit etwas Wasser anschlänmen und dann dem gewünschten Produkt beimischen.

Zum Abtönen unserer ölbasierten Farben, Lasuren, Hartöle und Wachse:

Pigmente zuerst klümpchenfrei mit etwas Öl oder Balsamterpentinöl anschlänmen und dann dem gewünschten Produkt beimischen.

Alle Pigmente sind lichtecht und mit Ausnahme der Ultramarine auch im Außenbereich geeignet.

### Earth- and Mineral Pigments

For tinting our waterbased wall paints, wall glazes, plasters and waxes:

mix pigments first with a little amount of water. Ensure that all clots are stirred out properly.

Then add to the already mixed paint.


For tinting our oilbased paints, lazures, hard oils and waxes:

mix pigments first with a little amount of oil or balsamic turpentine oil. Ensure that all clots are stirred out properly.


Then add to the chosen product.

All pigments are light stable, and under exception of the Ultramarine pigments, also suitable for exterior use.


## Pigmente




Spinellgelb




Sonnengelb




Spinellorange




Goldocker, Italien




Ocker gelb




Orangeocker, Provence




Oxidorange




Siena rot, Italien




Ocker rot




Umbra rötlich




Umbra rotbraun, Italien




Umbra rehbraun




Umbra natur




Umbra schwarzbraun




Umbra dunkel, Ardennen




Umbra grün, Zypern




Umbra grünlich dunkel




Spinellgrün



Spinellmint




Spinelltürkis




Spinellblau



Ultramarin blau



Ultramarin violett



Eisenoxidschwarz

KREIDEZEIT Naturfarben GmbH



## Farbkarte Wandfarben und Putze




## Pigment guide wall paints and renders

Kreidezeit Naturfarben GmbH  
Cassemühle 3, D - 31196 Sehlem  
Tel: +49 (0) 50 60 - 60 80 650  
Fax: +49 (0) 50 60 - 60 80 680

info@kreidezeit.de  
www.kreidezeit.de


Seite/page 1 Mischungsverhältnisse siehe Tabelle




Art. 861 Spinellgelb




Art. 867 Sonnengelb




Art. 865 Spinellorange



Art. 821 Goldocker, Italien




Art. 802 Ocker gelb




Art. 822 Orangeocker, Provence


Seite/page 2 Mischungsverhältnisse siehe Tabelle




Art. 823 Oxidorange




Art. 824 Siena rot, Italien




Art. 803 Ocker rot



Art. 808 Umbra rötlich




Art. 825 Umbra rotbraun, Italien




Art. 805 Umbra rehbraun


Seite/page 3 Mischungsverhältnisse siehe Tabelle




Art. 915 Umbra natur




Art. 916 Umbra schwarzbraun



Art. 826 Umbra dunkel, Ardennen



Art. 827 Umbra grün, Zypern




Art. 807 Umbra grünlich dunkel




Art. 864 Spinellgrün


Seite/page 4 Mischungsverhältnisse siehe Tabelle




Art. 868 Spinellmint




Art. 862 Spinelltürkis




Art. 863 Spinellblau



Art. 855 Ultramarin blau



Art. 856 Ultramarin violett



Art. 850 Eisenoxidschwarz

Mischungsverhältnisse der Aufhellungen:		
A	B	C

Kasein Marmorwehlfarbe (Art. 105–108), Leimfarbe (Art. 118), *Vega* Wandfarbe (Art. 2105–2108), Leimfarbe (Art. 2210–2222)

<b>5 kg Pulver weiß</b> 500 g Pigment	<b>5 kg Pulver weiß</b> 175 g Pigment	<b>5 kg Pulver weiß</b> 40 g Pigment
<b>10 kg Pulver weiß</b> 1 kg Pigment	<b>10 kg Pulver weiß</b> 2 x 175 g Pigment	<b>10 kg Pulver weiß</b> 75 g Pigment
<b>25 kg Pulver weiß</b> 2,5 kg Pigment	<b>25 kg Pulver weiß</b> 1 x 500 g Pigment 2 x 175 g Pigment	<b>25 kg Pulver weiß</b> 175 g Pigment

Marmor Faserputz (Art. 945–947), Kalkglätte (Art. 980–982), Streich- und Rollputz (Art. 165–167), Kalk Haftputz (Art. 960) Kalk Haftputz -fein- (Art. 967– 969), *Vega* Strukturfarbe (Art. 2165–2167), *Vega* Feinputz (Art. 2945–2947), Lehmstreichputz (Art. 2110–2122)

<b>10 kg Pulver weiß</b> 500 g Pigment	<b>10 kg Pulver weiß</b> 175 g Pigment	<b>10 kg Pulver weiß</b> 40 g Pigment
<b>25 kg Pulver weiß</b> 1,25 kg Pigment	<b>25 kg Pulver weiß</b> 2 x 175 g Pigment 1 x 75 g Pigment	<b>25 kg Pulver weiß</b> 85 g Pigment

Sumpfkalkfarbe (Art. 888), Sumpfkalkfarbe -gefüllt- (Art. 886), GekkkoSOL FEIN-Korn (Art. 133) und VOLL-Korn (Art. 135), GekkkoSOL Farbe (Art. 142), Kalk Streichputz (Art. 889)

<b>5 l Farbe weiß</b> 500 g Pigment	<b>5 l Farbe weiß</b> 175 g Pigment	<b>5 l Farbe weiß</b> 40 g Pigment
<b>10 l Farbe weiß</b> 1 kg Pigment	<b>10 l Farbe weiß</b> 2 x 175 g Pigment	<b>10 l Farbe weiß</b> 75 g Pigment

Diese Online-Farbkarte dient ausschließlich der groben Orientierung. Wir weisen darauf hin, dass die Farbtöne durch verschiedene Monitore und deren verschiedene Einstellungen nicht korrekt dargestellt werden können. Gleiches gilt auch für den Ausdruck dieser Farbkarte. Um einen besseren oder originalgetreuen Eindruck von den Farben zu bekommen, empfehlen wir den Erwerb unserer Farbkarten mit Original-Anstrichen oder unserer gedruckten kostenlosen Flyer.

überreicht durch: / stockist: